




owa450

Product Variants



FEATURES	owa450A	owa450A+	owa450I
			
Processor/MHz	Cortex A8/800MHz	Cortex A8/800MHz	Cortex A8/800MHz
Linux OS	4.19.94 (Debian 10)	4.19.94 (Debian 10)	4.19.94 (Debian 10)
RAM	512MB DDR3 (Up to 1 GB)	512MB DDR3 (Up to 1 GB)	512MB DDR3 (Up to 1 GB)
FLASH	1GB NAND SLC (Up to 2 GB)	1GB NAND SLC (Up to 2 GB)	1GB NAND SLC (Up to 2 GB)
MICRO SD	YES	YES	YES
ACCELEROMETER	YES	YES	OPTIONAL
GNSS	YES	YES	
LTE CAT1 GLOBAL	YES	YES	YES
DIGITAL I/O ^{1 2 3 4 8}	10	8	10
EXPANSION DIGITAL INPUTS		3	
ANALOG INPUTS ¹	4	4	4
IBUTTON ²	YES	YES	YES
RS232	3	3	3
RS485	YES	YES	YES
CAN	YES	YES	OPTIONAL
CAN 2 ⁴	OPTIONAL	YES	
CAN 3 ⁶		YES	
CAN 4 ^{5 6}		YES	
KLINE ^{8 8}	YES	YES	
AUDIO CODEC		OPTIONAL	
USB	YES	YES	YES
ETHERNET	RJ45 (M12 OPTIONAL)	RJ45 (M12 OPTIONAL)	RJ45
ANTENNA CONNECTOR	FAKRA	FAKRA	SMA
INTERFACES CONNECTOR	24 PIN	24 PIN & 14 PIN EXT	24 PIN
OPTIONAL FEATURES			
WIFI + BT4.2	OPTIONAL	OPTIONAL	OPTIONAL
KLINE 2 ^{3, 8}	OPTIONAL	OPTIONAL	
9 AXIS MEMS (ACC+GYRO+MAG) ⁵	OPTIONAL	OPTIONAL	
2nd RS485 ^{7 8}		OPTIONAL	OPTIONAL
TPM 2.0	OPTIONAL	OPTIONAL	OPTIONAL
OPTIONAL BATTERY 2000mAh	OPTIONAL	OPTIONAL	OPTIONAL
MFF2 SIM CARD	OPTIONAL	OPTIONAL	OPTIONAL

Notes:

1. Analog inputs shared with Digital I/O pins 0 to 3
2. iButton multiplexed with DIO6
3. KLINE shared pin with DIO-7. RS485 and KLINEs cannot work at the same time (SW selected). 2nd KLINE will share pin with DIO-5 and remove UART 1 TXD1/RXD1
4. CAN 2 removes DIO-2 and DIO-4
5. CAN4 not compatible with 9 Axis MEMS

6. CAN3 and CAN4 support CAN FD from revision R1B
7. 2nd RS485 in OWA450A+ removes UART5.
8. In the OWA450I, if the 2nd RS485 is in the main connector it will remove UART5, DIO5/Kline2 and DIO7/Kline1. If it is in the expansion connector, it will remove UART5.

www.owasys.com

Time to wireless!!

BOK 100 9108-F_owa450 Product Variants

owasys[®]
HMS GROUP MEMBER